

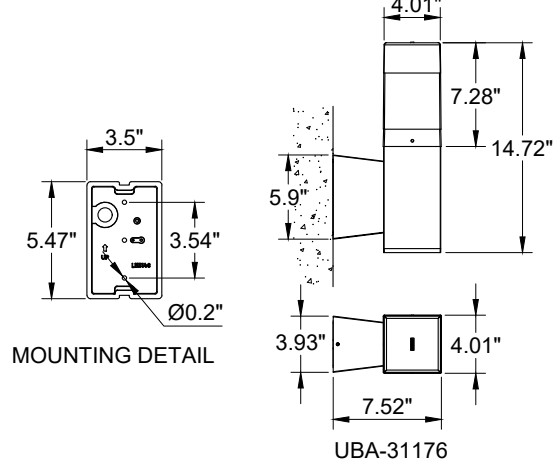
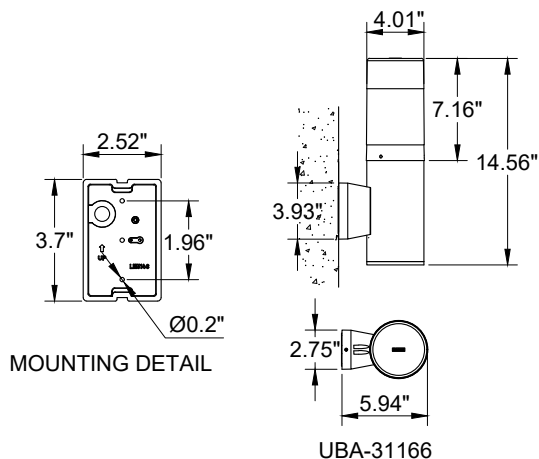
INSTALLATION AND SERVICE MANUAL

LIGMAN
NORTH AMERICA

For installation of Bamboo cylindrical and square wall light .
Model. UBA-31166 , UBA-31176.

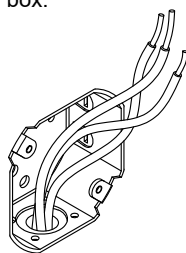
Product drawing (dimensions)

SUITABLE FOR WET LOCATIONS

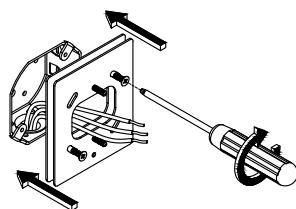


NOTE

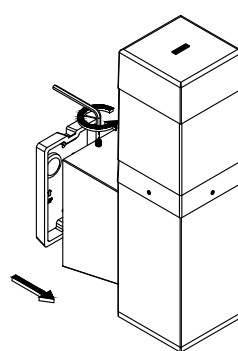
Mounts over
Junction box.



①




②



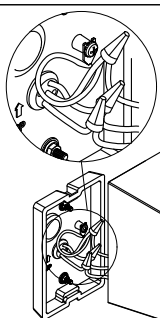
③

Center the Back
Plate over the J Box
and Secure the back plate
to the wall



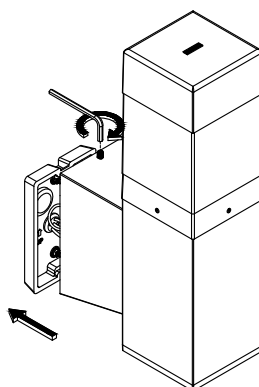
④

Ensure watertight seal
using UL approved
silicone based sealant.

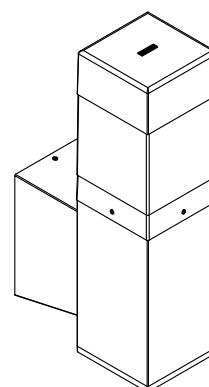


Connect Power
and Ground Wire.

⑤



⑥



⑦

Notice to installer :

1.WIRING INSTRUCTIONS Warning : RISK OF FIRE AND ELECTRICAL SHOCK. : FIXTURE MUST BE INSTALLED BY A QUALIFIED ELECTRICIAN ONLY>FIXTURE IS INTENDED FOR INSTALLATION IN ACCORDANCE WITH THE NATIONAL ELECTRICAL CODE, LOCAL AND FEDERAL CODE SPECIFICATIONS. DISCONNECT POWER BEFORE SERVICING.

2.This fixture has a VOLTAGE SPECIFIC BALLAST,Check that the supply voltage is the same as the installed ballast voltage.

Ligman Lighting USA

7144 NE Progress Court, Hillsboro
Oregon, 97124, USA
Tel : 503 645 0500 | Fax : 503 645 8100

www.ligmanlightingusa.com

UBA-31166 07/11/24 REV.1
1/1

FM-TS-13-1/13-05-2563/Rev.6